



# STATISTICAL SECTION

## DELAWARE PUBLIC EMPLOYEES' RETIREMENT SYSTEM

- a component unit of the State of Delaware

## STATISTICAL SECTION

### Schedule of Additions by Source

(Dollar values expressed in thousands)

Plan	Fiscal Year Ended	Employer Contributions	Transfer of Contributions from PRI Fund	Transfer of Assets from Outside the System	Member Contributions
State Employees'	6/30/2001	\$ 20,542	38,191	-	31,888
	6/30/2000	43,433	33,498	-	29,659
	6/30/1999	52,338	30,933	-	26,932
	6/30/1998	57,049	27,074	-	23,093
	6/30/1997	58,525	20,786	-	24,194
	6/30/1996	52,216	9,675	-	23,343
	Special	6/30/2001	\$ -	-	-
6/30/2000		-	-	-	-
6/30/1999		-	-	-	-
6/30/1998		-	-	-	4
6/30/1997		-	-	-	-
6/30/1996		-	-	-	-
New State Police		6/30/2001	\$ 2,480	29	-
	6/30/2000	2,585	24	-	1,294
	6/30/1999	2,624	21	-	1,168
	6/30/1998	2,546	18	-	1,040
	6/30/1997	1,913	13	-	946
	6/30/1996	1,851	9	-	867
	Judiciary	6/30/2001	\$ 1,333	306	-
6/30/2000		1,666	251	-	183
6/30/1999		1,327	221	-	165
6/30/1998		1,273	189	-	133
6/30/1997		1,199	134	-	144
6/30/1996		1,260	64	-	141
County & Municipal Police/Firemen's (FICA)		6/30/2001	\$ 672	-	-
	6/30/2000	964	-	-	208
	6/30/1999	622	-	-	136
	6/30/1998	587	-	-	126
	6/30/1997	648	-	-	115
	6/30/1996	708	-	-	103
	County & Municipal Police/Firemen's (Non-FICA)	6/30/2001	\$ 1,992	-	-
6/30/2000		1,807	-	-	765
6/30/1999		1,403	-	-	468
6/30/1998		1,064	-	-	351
6/30/1997		740	-	-	244
6/30/1996		542	-	-	185
County & Municipal Other Employees'		6/30/2001	\$ 165	-	-
	6/30/2000	352	-	-	46
	6/30/1999	158	-	-	30
	6/30/1998	82	-	-	33
	6/30/1997	116	-	-	30
	6/30/1996	301	-	-	26

Other	Net Investment Income	Net Increase/(Decrease) in Fair Value of Investments	Total Additions	Employer Contributions as a Percent of Covered Payroll
-	153,955	(429,538)	\$ (184,962)	1.7%
-	148,995	641,970	897,555	3.9%
2	121,749	345,930	577,884	5.2%
2	125,113	537,329	769,660	5.8%
3	119,143	422,815	645,466	6.2%
139	109,913	406,175	601,461	5.6%
-	63	(175)	\$ (112)	-
-	64	280	344	-
-	56	153	209	-
-	62	264	330	-
-	64	213	277	-
-	64	222	286	-
19	3,118	(8,643)	\$ (1,287)	8.9%
20	2,857	12,117	18,897	10.0%
32	2,211	6,481	12,537	11.3%
11	2,142	9,172	14,929	12.3%
8	1,881	7,001	11,762	10.0%
8	1,613	6,314	10,662	10.7%
-	869	(2,421)	\$ 293	20.5%
-	821	3,528	6,449	23.1%
-	659	1,944	4,316	24.2%
-	663	2,858	5,116	24.9%
-	613	2,217	4,307	24.2%
-	552	2,091	4,108	25.6%
-	461	(1,277)	\$ 144	10.6%
-	416	1,718	3,306	12.5%
-	309	1,008	2,075	13.7%
-	296	1,221	2,230	13.9%
-	246	956	1,965	16.0%
-	198	809	1,818	13.6%
-	425	(1,140)	\$ 2,254	14.3%
-	323	1,304	4,199	14.3%
-	187	1,067	3,125	14.9%
-	140	505	2,060	15.2%
-	81	361	1,426	15.3%
-	44	233	1,004	14.4%
-	85	(233)	\$ 70	3.7%
-	77	292	767	4.6%
-	53	176	417	5.7%
-	50	204	369	5.7%
-	41	172	359	7.3%
-	30	132	489	7.3%

(continued on next page)

## STATISTICAL SECTION

### Schedule of Additions by Source *(continued)*

*(Dollar values expressed in thousands)*

Plan	Fiscal Year Ended	Employer Contributions	Transfer of Contributions from PRI Fund	Transfer of Assets from Outside the System	Member Contributions
Volunteer Firemen's	6/30/2001	\$ 618	-	-	205
	6/30/2000	645	-	-	203
	6/30/1999	660	-	-	203
	6/30/1998	689	-	-	205
	6/30/1997	721	-	-	201
	6/30/1996	584	-	-	202
Diamond State Port Corporation	6/30/2001	\$ 386	-	-	154
	6/30/2000	389	-	-	143
	6/30/1999	407	-	-	125
	6/30/1998	384	-	247	110
	6/30/1997	189	-	-	77
	6/30/1996	146	-	1,588	53
Closed State Police	6/30/2001	\$ 17,174	-	-	69
	6/30/2000	16,208	-	-	93
	6/30/1999	15,664	-	-	152
	6/30/1998	15,071	-	-	193
	6/30/1997	14,520	-	-	207
	6/30/1996	13,960	-	-	214

### Schedule of Deductions by Type

*(Expressed in thousands)*

	Fiscal Year Ended	Transfer of Contributions from PRI Fund	Transfer of Assets Outside the System	Benefit Payments	Refunds of Contributions
State Employees'	6/30/2001	\$ -	-	175,312	2,485
	6/30/2000	-	-	159,122	2,376
	6/30/1999	-	-	145,391	2,488
	6/30/1998	-	-	133,018	2,220
	6/30/1997	-	-	123,478	1,808
	6/30/1996	-	-	113,703	2,137
Special	6/30/2001	\$ -	-	135	-
	6/30/2000	-	-	133	-
	6/30/1999	-	-	132	-
	6/30/1998	-	-	125	-
	6/30/1997	-	-	129	-
	6/30/1996	-	-	132	-
New State Police	6/30/2001	\$ -	-	289	33
	6/30/2000	-	-	166	56
	6/30/1999	-	-	113	73
	6/30/1998	-	-	122	159
	6/30/1997	-	-	87	19
	6/30/1996	-	-	86	61
Judiciary	6/30/2001	\$ -	-	1,949	-
	6/30/2000	-	-	1,642	-
	6/30/1999	-	-	1,498	-
	6/30/1998	-	-	1,356	-
	6/30/1997	-	-	1,268	-
	6/30/1996	-	-	1,184	11

	Other	Net Investment Income	Net Increase/(Decrease) in Fair Value of Investments	Total Additions	Employer Contributions as a Percent of Covered Payroll
	-	291	(783)	\$ 331	-
	-	282	1,198	2,328	-
	-	232	615	1,710	-
	-	243	1,028	2,165	-
	-	216	741	1,879	-
	1	207	768	1,762	-
	-	185	(504)	\$ 221	4.9%
	-	164	684	1,380	5.3%
	-	121	412	1,065	6.4%
	-	113	411	1,265	6.9%
	-	83	551	900	5.0%
	-	47	-	1,834	5.0%
	2	234	-	\$ 17,479	-
	2	198	-	16,501	-
	5	109	-	15,930	-
	2	157	-	15,423	-
	1	128	-	14,856	-
	3	127	-	14,304	-

Group Life Payments	Administrative Expenses	Total Deductions
3,632	4,658	\$ 186,087
3,573	4,140	169,211
2,344	4,843	155,066
2,600	4,484	142,322
2,450	2,451	130,187
2,241	2,327	120,408
24	5	\$ 164
12	4	149
30	6	168
15	6	146
20	-	149
-	3	135
-	48	\$ 370
-	40	262
-	45	231
-	39	320
-	25	131
-	25	172
-	8	\$ 1,957
-	8	1,650
-	23	1,521
-	13	1,369
-	5	1,273
-	7	1,202

(continued on next page)

## STATISTICAL SECTION

### Schedule of Deductions by Type *(continued)* *(Expressed in thousands)*

	Fiscal Year Ended	Transfer of Contributions from PRI Fund	Transfer of Assets Outside the System	Benefit Payments	Refunds of Contributions
County & Municipal	6/30/2001	\$ -	-	100	7
Police/Firemen's (FICA)	6/30/2000	-	-	53	13
	6/30/1999	-	-	52	12
	6/30/1998	-	-	35	10
	6/30/1997	-	-	32	8
	6/30/1996	-	-	32	29
County & Municipal	6/30/2001	\$ -	-	51	13
Police/Firemen's (Non-FICA)	6/30/2000	-	-	16	37
	6/30/1999	-	-	13	14
	6/30/1998	-	-	-	28
	6/30/1997	-	-	-	8
	6/30/1996	-	-	-	2
County & Municipal	6/30/2001	\$ -	-	26	9
Other Employees'	6/30/2000	-	-	21	3
	6/30/1999	-	-	17	4
	6/30/1998	-	-	15	1
	6/30/1997	-	-	15	1
	6/30/1996	-	-	15	9
Volunteer Firemen's	6/30/2001	\$ -	-	971	55
	6/30/2000	-	-	920	29
	6/30/1999	-	-	890	51
	6/30/1998	-	-	836	42
	6/30/1997	-	-	811	29
	6/30/1996	-	-	791	47
Diamond State Port Corporation	6/30/2001	\$ -	-	98	8
	6/30/2000	-	-	75	12
	6/30/1999	-	-	88	12
	6/30/1998	-	-	53	7
	6/30/1997	-	-	33	9
	6/30/1996	-	-	2	-
Closed State Police	6/30/2001	\$ -	-	17,040	-
	6/30/2000	-	-	16,078	-
	6/30/1999	-	-	15,481	-
	6/30/1998	-	-	15,018	-
	6/30/1997	-	-	14,465	-
	6/30/1996	-	-	13,902	-

Group Life Payments	Administrative Expenses		Total Deductions
-	35	\$	142
-	16		82
-	26		90
-	16		61
-	12		52
-	13		74
-	59	\$	123
-	22		75
-	16		43
-	12		40
-	12		52
-	7		9
-	21	\$	56
-	16		40
-	8		29
-	4		20
-	4		20
-	4		28
-	22	\$	1,048
-	22		971
-	34		975
-	24		902
-	15		855
-	18		856
-	53	\$	159
-	17		104
-	21		121
-	21		81
-	17		59
-	24		26
54	63	\$	17,157
30	51		16,159
70	63		15,614
45	62		15,125
55	37		14,557
20	35		13,957

## STATISTICAL SECTION

### Schedule of Benefit Deductions by Type

(Expressed in thousands)

Plan	Fiscal Years Ended June 30,	Service	Survivor	Disability	Total
State Employees'	2001	\$ 146,079	14,858	14,375	\$ 175,312
	2000	132,568	13,587	12,967	159,122
	1999	121,017	12,528	11,846	145,391
	1998	110,988	11,365	10,665	133,018
	1997	103,834	10,021	9,623	123,478
	1996	96,113	8,938	8,652	113,703
Special	2001	\$ 70	57	8	\$ 135
	2000	73	52	8	133
	1999	78	46	8	132
	1998	78	40	7	125
	1997	83	39	7	129
	1996	132	-	-	132
New State Police	2001	\$ 44	26	219	\$ 289
	2000	-	19	147	166
	1999	-	18	95	113
	1998	-	18	104	122
	1997	-	18	69	87
	1996	-	18	68	86
Judiciary	2001	\$ 1,497	351	101	\$ 1,949
	2000	1,236	298	108	1,642
	1999	1,137	256	105	1,498
	1998	1,022	231	103	1,356
	1997	985	182	101	1,268
	1996	897	189	98	1,184
County & Municipal Police/Firemen's (FICA)	2001	\$ 43	32	25	\$ 100
	2000	-	32	21	53
	1999	-	34	18	52
	1998	-	15	20	35
	1997	-	11	21	32
	1996	-	12	20	32
County & Municipal Police/Firemen's (Non-FICA)	2001	\$ 29	-	22	\$ 51
	2000	-	-	16	16
	1999	-	-	13	13
	1998	-	-	-	-
	1997	-	-	-	-
	1996	-	-	-	-
County & Municipal Other Employees'	2001	\$ 21	-	5	\$ 26
	2000	19	-	2	21
	1999	15	-	2	17
	1998	13	-	2	15
	1997	13	-	2	15
	1996	13	-	2	15



**Schedule of Benefit Deductions by Type (continued)**

*(Expressed in thousands)*

<b>Plan</b>	<b>Fiscal Years Ended June 30,</b>	<b>Service</b>	<b>Survivor</b>	<b>Disability</b>	<b>Total</b>
Volunteer Firemen's	2001	\$ 971	-	-	\$ 971
	2000	920	-	-	920
	1999	890	-	-	890
	1998	836	-	-	836
	1997	811	-	-	811
	1996	791	-	-	791
Diamond State Port Corporation	2001	\$ 59	11	28	\$ 98
	2000	51	11	13	75
	1999	54	28	6	88
	1998	53	-	-	53
	1997	33	-	-	33
	1996	2	-	-	2
Closed State Police	2001	\$ 12,002	2,131	2,907	\$ 17,040
	2000	11,352	1,928	2,798	16,078
	1999	10,782	1,870	2,829	15,481
	1998	10,620	1,669	2,729	15,018
	1997	10,343	1,467	2,655	14,465
	1996	9,931	1,390	2,581	13,902

# STATISTICAL SECTION

## Schedule of Retired Members by Type of Benefit by Plan

as of June 30, 2001

Plan	Amount of Monthly Benefit	Number of Retirants	Type of Retirement		
			Service	Survivor	Disability
State Employees'	Deferred	481			
	\$1 - 499	5,839	3,045	1,774	1,020
	500 - 999	4,180	3,061	609	510
	1000 - 1499	2,500	2,106	192	202
	1500 - 1999	1,426	1,266	59	101
	2000 - 2499	881	829	17	35
	2500 - 2999	468	447	5	16
	over \$3,000	357	346	3	8
Special	Deferred				
	\$1 - 499	36	15	20	1
	500 - 999	2	1	1	
	over \$1,000	1	1		
New State Police	Deferred	4			
	\$1 - 1,499	2		2	
	1500 - 1999	3	1	1	1
	2000 - 2499	4	1		3
	over \$2,500	2	1		1
Judiciary	Deferred				
	\$1 - 499				
	500 - 999	1		1	
	1000 - 1499	1		1	
	1500 - 1999	2		2	
	2000 - 2499	4	2	2	
	2500 - 2999	4	1	2	1
over \$3,000	26	20	4	2	
County & Municipal Police/Firemen's (FICA)	Deferred	7			
	\$1 - 499				
	500 - 999	3	1	2	
	1000 - 1499	1	1		
	1500 - 1999	3	1	1	1
over \$2,000	1			1	
County & Municipal Police/Firemen's (Non-FICA)	Deferred	4			
	\$1 - 499				
	500 - 999				
	1000 - 1499	1			1
over \$1,500	2		1	1	
County & Municipal Other Employees'	Deferred	1			
	\$1 - 499	9	8		1
	over \$500	1			1
Volunteer Firemen's	Deferred	7			
	\$1 - 74	620	620		
	75 - 99	402	402		
	over \$100	109	109		
Diamond State Port Corporation	Deferred				
	\$1 - 499	1	1		
	500 - 999	4	3	1	
	1000 - 1499	5	3		2
over \$1,500					
Closed State Police	Deferred				
	\$1 - 999				
	1000 - 1499	5		5	
	1500 - 1999	51		43	8
	2000 - 2499	128	84	28	16
	2500 - 2999	293	260	3	30
	over \$3,000	71	38	3	30

**Schedule of Average Benefit Payments by Plan**

The following schedules are presented only for those plans with retirees and/or beneficiaries as of June 30, 2001, whose benefits are based on years of service or salary. Accordingly, the Special Pension Plan is not included.

Credited Service	2001		
	State Employees' Pension Plan		
	Retirants	Beneficiaries	Disability
<i>Less than 5 years</i>			
Average Monthly Benefit	\$ 458	\$ 519	
Average Final Average Salary	\$ 17,104	\$ -	
Number of Active Retirees	9	4	
<i>5 - 9.99 years</i>			
Average Monthly Benefit	\$ 270	\$ 144	\$ 217
Average Final Average Salary	\$ 23,224	\$ -	\$ 17,833
Number of Active Retirees	577	346	404
<i>10 - 14.99 years</i>			
Average Monthly Benefit	\$ 372	\$ 240	\$ 380
Average Final Average Salary	\$ 20,838	\$ -	\$ 20,663
Number of Active Retirees	1,141	472	458
<i>15 - 19.99 years</i>			
Average Monthly Benefit	\$ 543	\$ 333	\$ 588
Average Final Average Salary	\$ 22,258	\$ -	\$ 23,302
Number of Active Retirees	1,784	593	412
<i>20 - 24.99 years</i>			
Average Monthly Benefit	\$ 799	\$ 496	\$ 869
Average Final Average Salary	\$ 24,298	\$ -	\$ 27,382
Number of Active Retirees	1,971	449	331
<i>25 - 29.99 years</i>			
Average Monthly Benefit	\$ 1,237	\$ 677	\$ 1,305
Average Final Average Salary	\$ 31,301	\$ -	\$ 33,619
Number of Active Retirees	2,173	308	178
<i>30 - 34.99 years</i>			
Average Monthly Benefit	\$ 1,715	\$ 855	\$ 1,704
Average Final Average Salary	\$ 38,681	\$ -	\$ 37,162
Number of Active Retirees	2,339	313	79
<i>35 - 39.99 years</i>			
Average Monthly Benefit	\$ 2,121	\$ 1,167	\$ 1,819
Average Final Average Salary	\$ 39,640	\$ -	\$ 34,375
Number of Active Retirees	848	131	23
<i>40 years and over</i>			
Average Monthly Benefit	\$ 2,384	\$ 1,182	\$ 1,869
Average Final Average Salary	\$ 38,210	\$ -	\$ 31,225
Number of Active Retirees	258	43	7

(continued on next page)

Credited Service	2001 New State Police Pension Plan			2001 Judiciary Pension Plan		
	Retirants	Beneficiaries	Disability	Retirants	Beneficiaries	Disability
<i>Less than 5 years</i>						
Average Monthly Benefit		\$ 877	\$ 2,051			\$ 2,192
Average Final Average Salary		\$ -	\$ 28,297			\$ 40,930
Number of Active Retirees		2	1			1
<i>5 - 9.99 years</i>						
Average Monthly Benefit		\$ 1,593	\$ 2,751			\$ 5,051
Average Final Average Salary		\$ -	\$ 33,234			\$ 121,230
Number of Active Retirees		1	2			1
<i>10 - 14.99 years</i>						
Average Monthly Benefit	\$ 1,836		\$ 1,996	\$ 3,976	\$ 1,881	\$ 3,710
Average Final Average Salary	\$ 53,543		\$ 30,101	\$ 88,155	\$ -	\$ 79,846
Number of Active Retirees	1		1	7	3	1
<i>15 - 19.99 years</i>						
Average Monthly Benefit	\$ 2,352		\$ 2,449	\$ 4,628	\$ 1,778	
Average Final Average Salary	\$ 58,647		\$ 53,225	\$ 84,657	\$ -	
Number of Active Retirees	1		1	5	1	
<i>20 - 24.99 years</i>						
Average Monthly Benefit	\$ 2,629			\$ 5,680	\$ 2,159	
Average Final Average Salary	\$ 60,626			\$ 84,938	\$ -	
Number of Active Retirees	1			7	3	
<i>25 - 29.99 years</i>						
Average Monthly Benefit				\$ 6,763	\$ 3,038	
Average Final Average Salary				\$ 95,398	\$ -	
Number of Active Retirees				3	3	
<i>30 - 34.99 years</i>						
Average Monthly Benefit				\$ 7,556	\$ 4,392	
Average Final Average Salary				\$ 118,522	\$ -	
Number of Active Retirees				1	1	
<i>35 - 39.99 years</i>						
Average Monthly Benefit						
Average Final Average Salary						
Number of Active Retirees						
<i>40 years and over</i>						
Average Monthly Benefit					\$ 4,314	
Average Final Average Salary					\$ -	
Number of Active Retirees						1

**Schedule of Average Benefit Payments** *(continued)*

<b>Credited Service</b>	<b>2001</b>			<b>2001</b>		
	<b>County &amp; Municipal Police/ Firemen's Pension Plan (FICA)</b>			<b>County &amp; Municipal Police/Firemen's Pension Plan (Non-FICA)</b>		
	<b>Retirants</b>	<b>Beneficiaries</b>	<b>Disability</b>	<b>Retirants</b>	<b>Beneficiaries</b>	<b>Disability</b>
<i>Less than 5 years</i>						
Average Monthly Benefit		\$ 525	\$ 2,405		\$ 1,329	
Average Final Average Salary		\$ -	\$ 33,180		\$ 27,400	
Number of Active Retirees		2	1			1
<i>5 - 9.99 years</i>						
Average Monthly Benefit	\$ 572			\$ 1,812		\$ 1,565
Average Final Average Salary	\$ 27,453			\$ -		\$ 37,550
Number of Active Retirees	1			1		1
<i>10 - 14.99 years</i>						
Average Monthly Benefit						
Average Final Average Salary						
Number of Active Retirees						
<i>15 - 19.99 years</i>						
Average Monthly Benefit			\$ 1,800			
Average Final Average Salary			\$ 32,606			
Number of Active Retirees			1			
<i>20 - 24.99 years</i>						
Average Monthly Benefit	\$ 1,487					
Average Final Average Salary	\$ 41,566					
Number of Active Retirees	2					
<i>25 - 29.99 years</i>						
Average Monthly Benefit		\$ 1,638				
Average Final Average Salary		\$ -				
Number of Active Retirees		1				
<i>30 - 34.99 years</i>						
Average Monthly Benefit						
Average Final Average Salary						
Number of Active Retirees						
<i>35 - 39.99 years</i>						
Average Monthly Benefit						
Average Final Average Salary						
Number of Active Retirees						
<i>40 years and over</i>						
Average Monthly Benefit						
Average Final Average Salary						
Number of Active Retirees						

*(continued on next page)*



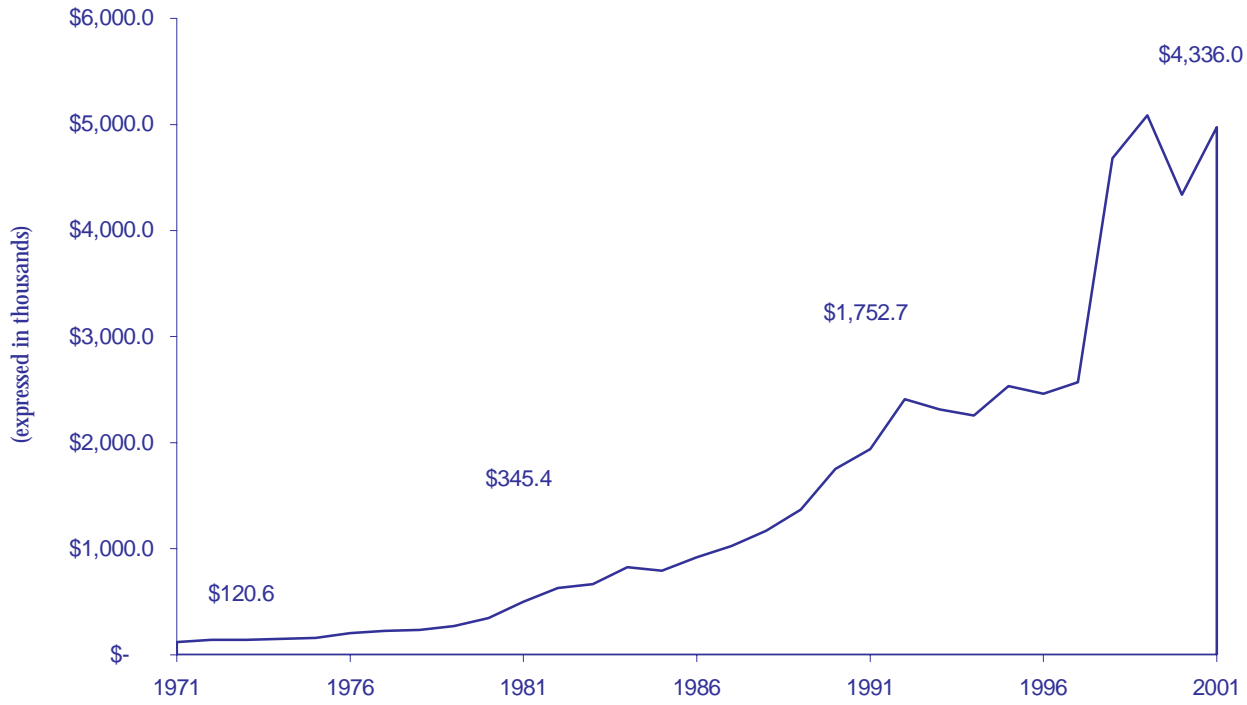
**Schedule of Average Benefit Payments** *(continued)*

<b>Credited Service</b>	<b>2001 County &amp; Municipal Other Employees' Pension Plan</b>			<b>2001 Volunteer Firemen's Pension Plan</b>		
	<b>Retirants</b>	<b>Beneficiaries</b>	<b>Disability</b>	<b>Retirants</b>	<b>Beneficiaries</b>	<b>Disability</b>
<i>Less than 5 years</i>						
Average Monthly Benefit						
Average Final Average Salary						
Number of Active Retirees						
<i>5 - 9.99 years</i>						
Average Monthly Benefit	\$ 110		\$ 184			
Average Final Average Salary	\$ 14,296		\$ 24,070			
Number of Active Retirees	4		1			
<i>10 - 14.99 years</i>						
Average Monthly Benefit	\$ 263			\$ 58		
Average Final Average Salary	\$ 17,761			\$ -		
Number of Active Retirees	3			620		
<i>15 - 19.99 years</i>						
Average Monthly Benefit				\$ 83		
Average Final Average Salary				\$ -		
Number of Active Retirees				402		
<i>20 - 24.99 years</i>						
Average Monthly Benefit	\$ 491		\$ 851	\$ 106		
Average Final Average Salary	\$ 17,165		\$ 24,741	\$ -		
Number of Active Retirees	1		1	109		
<i>25 - 29.99 years</i>						
Average Monthly Benefit						
Average Final Average Salary						
Number of Active Retirees						
<i>30 - 34.99 years</i>						
Average Monthly Benefit						
Average Final Average Salary						
Number of Active Retirees						
<i>35 - 39.99 years</i>						
Average Monthly Benefit						
Average Final Average Salary						
Number of Active Retirees						
<i>40 years and over</i>						
Average Monthly Benefit						
Average Final Average Salary						
Number of Active Retirees						

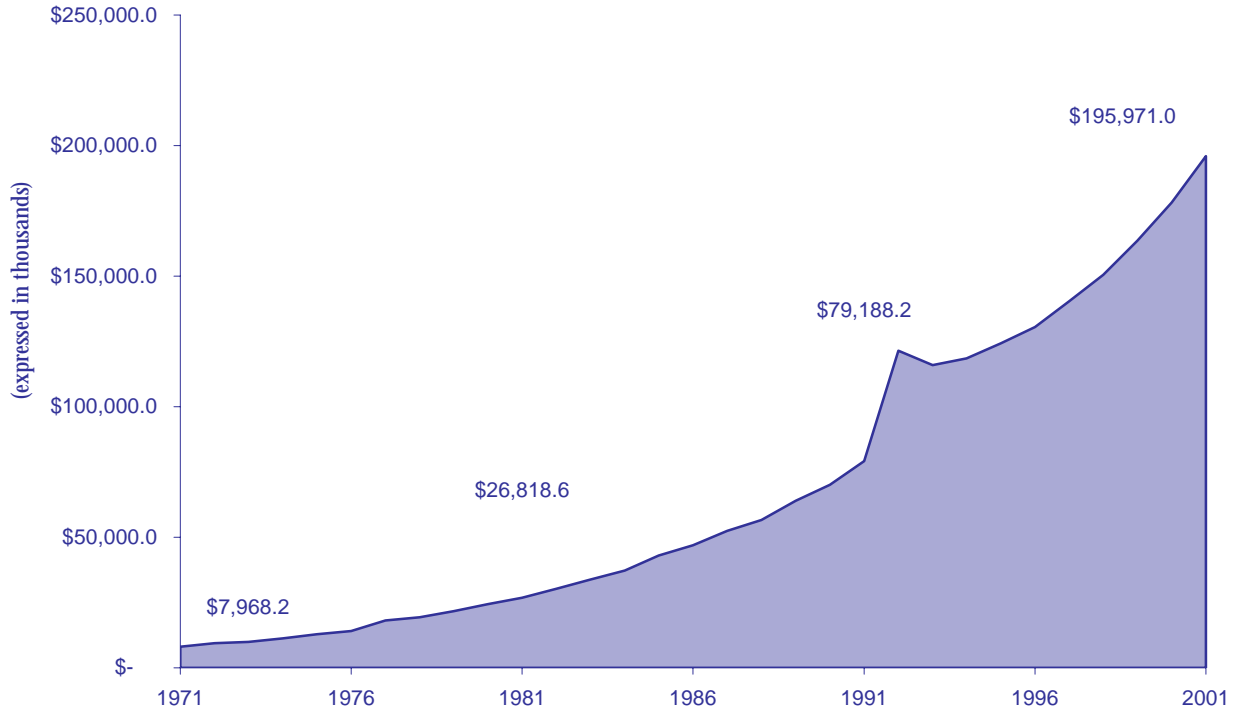
Credited Service	2001 Diamond State Port Corporation Pension Plan			2001 Closed State Police Pension Plan		
	Retirants	Beneficiaries	Disability	Retirants	Beneficiaries	Disability
<i>Less than 5 years</i>						
Average Monthly Benefit						\$ 2,299
Average Final Average Salary						\$ 22,172
Number of Active Retirees						3
<i>5 - 9.99 years</i>						
Average Monthly Benefit	\$ 1,096			\$ 1,598		\$ 2,493
Average Final Average Salary	\$ 33,495			\$ -		\$ 25,793
Number of Active Retirees	2			3		21
<i>10 - 14.99 years</i>						
Average Monthly Benefit	\$ 528			\$ 1,973		\$ 2,680
Average Final Average Salary	\$ 33,914			\$ -		\$ 28,825
Number of Active Retirees	1			5		30
<i>15 - 19.99 years</i>						
Average Monthly Benefit	\$ 700			\$ 2,486		\$ 3,133
Average Final Average Salary	\$ 27,564			\$ -		\$ 47,695
Number of Active Retirees	2			4		21
<i>20 - 24.99 years</i>						
Average Monthly Benefit	\$ 996		\$ 1,186	\$ 2,620	\$ 2,078	\$ 3,655
Average Final Average Salary	\$ 30,195		\$ 31,674	\$ 60,593	\$ -	\$ 49,097
Number of Active Retirees	1		2	347	70	9
<i>25 - 29.99 years</i>						
Average Monthly Benefit	\$ 1,331			\$ 2,964		
Average Final Average Salary	\$ 31,250			\$ 69,066		
Number of Active Retirees	1			31		
<i>30 - 34.99 years</i>						
Average Monthly Benefit		\$ 883		\$ 3,404		
Average Final Average Salary		\$ -		\$ 78,294		
Number of Active Retirees		1		4		
<i>35 - 39.99 years</i>						
Average Monthly Benefit						
Average Final Average Salary						
Number of Active Retirees						
<i>40 years and over</i>						
Average Monthly Benefit						
Average Final Average Salary						
Number of Active Retirees						



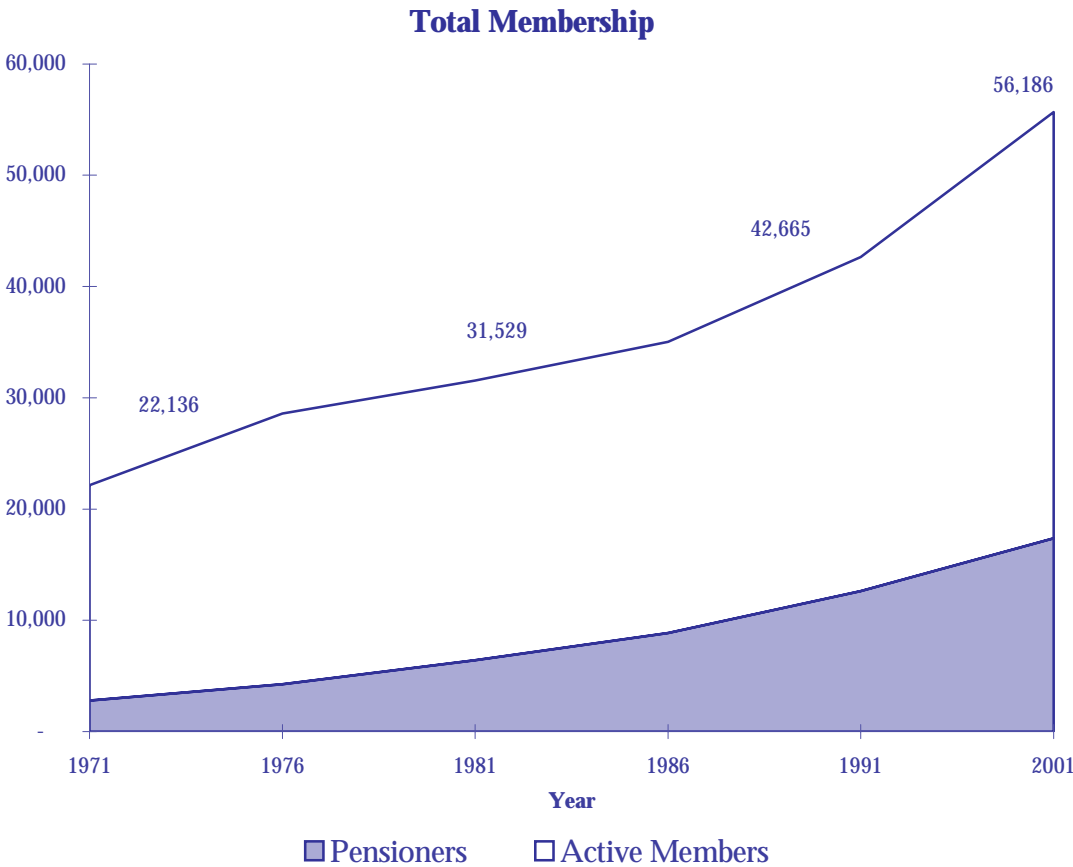
### Administrative Expenses



### Total Benefit Payments







## Schedule of Participating Employers

### State Employees' Pension Plan

- ◆ State of Delaware
- ◆ State of Delaware Charter Schools
- ◆ Delaware National Guard
- ◆ Solid Waste Authority
- ◆ Delaware State University
- ◆ Delaware Technical & Community College
- ◆ University of Delaware (excluding most faculty and designated professional staff)

### Closed State Police Plan

- ◆ Delaware State Police (Appointed before July 1, 1980)

### New State Police Plan

- ◆ Delaware State Police (Appointed after July 1, 1980)

### Judiciary Pension Plan

- ◆ Appointed members of the State Judiciary

### Diamond State Port Corporation Pension Plan

- ◆ Diamond State Port Corporation Employees

### County & Municipal Police/Firemen's Pension Plan (FICA)

- ◆ Town of Dagsboro
- ◆ Town of Delmar
- ◆ Town of Dewey Beach
- ◆ City of Dover
- ◆ Town of Felton
- ◆ Town of Georgetown
- ◆ Town of Harrington
- ◆ Town of Millsboro
- ◆ City of New Castle

### County & Municipal Police/Firemen's Pension Plan (Non-FICA)

- ◆ New Castle County
- ◆ City of Wilmington

### County & Municipal Other Employees' Pension Plan

- ◆ Felton Fire Co .
- ◆ Town of Georgetown
- ◆ Harrington Fire Co.
- ◆ Town of Millsboro
- ◆ City of New Castle
- ◆ Sussex Conservation District
- ◆ Townsend Fire Co.
- ◆ Volunteer Hose Company of Middletown

### Delaware Local Government Investment Pool

- ◆ Sussex County Government

## Volunteer Firemen's Pension Plan

- ◆ Aetna Hose, Hook & Ladder Co. & Auxiliary
- ◆ Brandywine Hundred Fire Co. & Auxiliary
- ◆ Christiana Fire Co. & Auxiliary
- ◆ Claymont Fire Co. & Auxiliary
- ◆ Cranston Heights Fire Co. & Auxiliary
- ◆ Delaware City Fire Co. & Auxiliary
- ◆ Elsmere Fire Co. & Auxiliary
- ◆ Five Points Fire Co. No. 1 & Auxiliary
- ◆ Goodwill Fire Co. & Auxiliary
- ◆ Hockessin Fire Co. & Auxiliary
- ◆ Holloway Terrace Fire Co. & Auxiliary
- ◆ Mill Creek Fire Co. & Auxiliary
- ◆ Minquadales Fire Co. & Auxiliary
- ◆ Minquas Fire Co. & Auxiliary
- ◆ Odessa Fire Co. & Auxiliary
- ◆ Talleyville Fire Co. & Auxiliary
- ◆ Townsend Fire Co. & Auxiliary
- ◆ Volunteer Hose Co. & Auxiliary
- ◆ Wilmington Manor Fire Co. & Auxiliary
- ◆ Port Penn Volunteer Fire Co. & Auxiliary
- ◆ Belvedere Fire Co. & Auxiliary
- ◆ Bowers Fire Co. & Auxiliary
- ◆ Camden-Wyoming Fire Co. & Auxiliary
- ◆ Carlisle Fire Co. & Auxiliary
- ◆ Cheswold Fire Co. & Auxiliary
- ◆ Citizens Hose Co. No. 1 & Auxiliary
- ◆ Clayton Fire Co. & Auxiliary
- ◆ Robbins Hose Fire Co.
- ◆ Farmington Fire Co. & Auxiliary
- ◆ Felton Community Fire Co. & Auxiliary
- ◆ Frederica Fire Co. & Auxiliary
- ◆ Harrington Fire Co. & Auxiliary
- ◆ Hartly Fire Co. & Auxiliary
- ◆ Houston Fire Co. & Auxiliary
- ◆ Leipsic Fire Co. & Auxiliary
- ◆ Little Creek Fire Co. & Auxiliary
- ◆ Magnolia Fire Co. & Auxiliary
- ◆ Marydel Fire Co. & Auxiliary
- ◆ South Bowers Fire Co. & Auxiliary
- ◆ Smyrna American Legion Ambulance
- ◆ Bethany Beach Fire Co. & Auxiliary
- ◆ Blades Fire Co. & Auxiliary
- ◆ Bridgeville Fire Co. & Auxiliary
- ◆ Dagsboro Fire Co. & Auxiliary
- ◆ Delmar Fire Co. & Auxiliary
- ◆ Ellendale Fire Co. & Auxiliary
- ◆ Frankford Fire Co. & Auxiliary
- ◆ Georgetown Fire Co. & Auxiliary
- ◆ Greenwood Fire Co. & Auxiliary
- ◆ Gumboro Fire Co. & Auxiliary
- ◆ Indian River Fire Co. & Auxiliary
- ◆ Laurel Fire Co. & Auxiliary
- ◆ Lewes Fire Co.
- ◆ Millsboro Fire Co. & Auxiliary
- ◆ Millville Fire Co. & Auxiliary
- ◆ Milton Fire Co. & Auxiliary
- ◆ Rehoboth Beach Fire Co. & Auxiliary
- ◆ Seaford Fire Co. & Auxiliary
- ◆ Selbyville Fire Co. & Auxiliary
- ◆ Memorial Fire Co. & Auxiliary
- ◆ Roxana Fire Co. & Auxiliary