

*Delaware Public Employees' Retirement System
County & Municipal General Pension Plan*

Retirement Planning



Presented by the State of Delaware Office of Pensions

Statistics (as of 6/30/23)

- 39,677 Retirees (including terminated vested) from all nine plans
 - 309 from C/M General Pension Plan
- 45,101 Active Members in all nine plans
 - 1117 in C/M General
- Over \$12.5 billion in the Delaware Public Employees' Retirement System (8 pension plans, 1 length of service award plan, 3 post-retirement trusts, 1 investment pool made of three entities)
 - Assets of \$94 million in C/M General
 - Approximately 98% funding ratio for C/M General

Pension Contributions

- Member Contributions
 - 3% contribution deducted after first \$6,000 of earnings each calendar year
- Employer Contributions
 - FY 2025 – 5.70%

Retirement Eligibility – Unreduced Service Pension

- 30 years of pension credited service at any age
- Age 60 with at least 15 years of pension credited service
- Age 62 with at least 5 consecutive years of pension credited service

Retirement Eligibility – Reduced Service Pension

- Age 55 with at least 15 years of pension credited service
- Reduced 0.4% for each month under Age 60

Retirement Eligibility – Vested Pension

- Must have 5 consecutive years of pension credited service
- Pension is effective first of the month following 62nd birthday

Unified Pension

May combine service in the following Pension Plans with service in the C/M General provided not collecting a pension from them

- State Employees'
- New State Police
- County & Municipal Police & Firefighters

Buy-In Options Upon Retirement

- Approved medical leaves of absence
- Sabbatical leave of absence*
 - Can be used to establish eligibility
- Actuarial (Ex: Military, Other Governmental)*

*Buy-in options must be approved and/or verified by the Office of Pensions prior to retirement

Payment For Eligible Buy-In Options

- Payment for the purchase of an approved buy-in is calculated at the time of the employee's retirement
- Written notification will be mailed directly to the home address the month the retiree will receive their first pension benefit
 - Must be paid prior to issuance of first benefit
- Can be purchased one of three ways:
 - Deducted from first monthly pension, if sufficient to cover the entire cost
 - Personal check
 - Rollover from a qualified tax-sheltered account
 - 401(A), 457(B), 403(B) (under certain circumstances), or an IRA

Who is an Eligible Survivor?

- A survivor is a person eligible to receive a monthly pension at the time of the active member or pensioner's death
 - Spouse
 - Child/children under age 18, unmarried, and if between the ages of 18 and 22, a full-time student
 - Child permanently disabled as a result of a disability that began before the child attained age 18
 - Dependent parent(s)

Joint And Survivor Benefit

- Payable to an eligible survivor
- Election must be made
- One-time irrevocable
- Pensioner's monthly pension reduced for lifetime
 - 50% = No reduction
 - 66.67% = 2% reduction
 - 75% = 3% reduction
 - 100% = 6% reduction


Who is a Beneficiary?

- A beneficiary is named on the Pension Contribution Designation/Change of Beneficiary form and receives a lump sum distribution of the balance of member paid pension contributions, plus interest, in the event there is no eligible survivor at the time of the member's death.

Calculating Your Estimated Monthly Pension

Visit www.delawarepensions.com

State of Delaware Office of Pensions





Burial Benefits are available to members of four plans.


Please choose your plan to get more information about the available benefits.


[Closed State Police](#) [County-Municipal Police-Fire](#)

[New State Police](#) [State Employees' Pension Plan](#)


[Pension Calculators](#)


my.Delaware.gov
[Comprehensive Annual Statement](#)


[Fill out Spousal Coordination of Benefits Form](#)


[Retiree Forms](#)

Calculating Your Estimated Monthly Pension

Pension Calculators

Select an option below:

State Employees
Hired Before 1-1-2012

State Employees
Hired After 12-31-2011

Correctional/Specified Peace Officer
Hired Before 1-1-2012

Correctional/Specified Peace Officer
Hired After 12-31-2011

911 Operator
Hired Before 1-1-2012

911 Operator
Hired After 12-31-2011

State Police

Judicial

County and Municipal
(General)

County and Municipal
(Police/Firefighter)

Delaware Volunteer Firemen
Pension Calculator

Estimated Credited Service

1. Enter Combined Highest 5 Years Compensation:

2. Creditable Years of Service:

Additional Years of Service:

Years: Months:

Your Age at Retirement:

Years Months

Click "Estimate Pension" to display the Estimated Pension

For Example Only

COMPUTATION INFORMATION

BLOCK 4

Pension Estimate Computation Formula

1. Total Compensation----->	1 →	\$187,506.46
Divided by 60		
2. Equals Final Average Compensation----->		\$3,125.11
Divided by 60		
3. Equals Factor----->		52.09
4. Multiplied by Years of Creditable Service----->	2 →	19.1778
5. Equals Estimated Monthly Pension Benefit----->		\$998.97

If the increased Survivor Benefit Option is chosen, the computed amount in Item 5 would be reduced.

Block 4 contains a step-by-step calculation of your estimated monthly pension accrued under the Delaware Public Employees' Retirement System based on your service and compensation as of 12/31/2022. This monthly pension does not reflect any reduction for early retirement nor does it indicate your eligibility to collect a monthly pension. Please refer to our website, www.delawarepensions.com, for eligibility requirements.

DISCLAIMER: This statement represents only an estimate of credited service and potential benefits. None of the information in this estimate has been verified and the Office of Pensions of the State of Delaware makes no representation or warranty, express or implied, as to the accuracy or completeness of such information. Actual service credit and benefits will be verified at the time of retirement.

Monthly Estimated Pension

Estimated Monthly Pension Benefit

*** These are for estimation purposes only ***

50% survivor option

\$995.73

66% survivor option

\$975.82

75% survivor option

\$965.86

100% survivor option

\$935.99

You have achieved 15 or more years of service and are at least 55 years of age. You seem to be eligible to retire with a Reduced Age pension.

Estimated Reduced Monthly Pension Benefit

*** These are for estimation purposes only ***

50% survivor option

\$756.75

66% survivor option

\$741.62

75% survivor option

\$734.05

100% survivor option

\$711.34

To see a more detailed description of your Pension Estimate [Click Here.](#)

Actuarial Buy In

Actuarial Buy-in Option

Select your age at retirement:

55 ▾

Estimate Actuarial Buy-in

Estimated Cost to purchase 1 Year of Time:

Cost to purchase 1 Year of Actuarial Buy-in: 7864.88

Increase in Pension Monthly Payment: 52.09

Total Pension Monthly Payment with Actuarial Buy-in: 1047.82

Years to Recoup Cost of Buy-in: 12.58

(Actuarial Buy-In reflects a NON-REDUCED PENSION)

Print a complete Estimate Summary based on the data input.

Health Insurance

- Eligible to participate in the group health insurance plans offered by the State of Delaware
- Pay the total cost (Pensioner and State Share) of the health insurance
- A member eligible for a vested pension in another plan OR receiving a pension in another plan may be eligible for a portion of the State Share paid by the State

Health Insurance

- All plans coupled with prescription plan coverage
 - Changes in coverage once a year during the open enrollment period in May; changes are effective July 1st
 - Medicare–eligible members’ open enrollment period occurs in October; changes effective January 1st
- Life Changing Event – Changes must be done within 30 days of the event

Dental Insurance

- Available at retirement
- Automatic payroll deduction

Direct Deposit

- Mandatory for monthly pension
- Deposited on the last business day of each month

Taxes

- Monthly pension is taxable by the Federal Government
- May or may not be taxable in the State where the retiree maintains permanent residence
- Form 1099-R

Payment of Monthly Pension

- Your first Pension Check will be on a 1 month lag
 - Retire June 1st you will receive your first check July 31st
 - Double Pay
 - Double Deductions
- Monthly pension is calculated after the receipt of your final pay from your Organization
- Online pay advices

Working After Retirement

- Only applies if considering employment with an organization participating in the C/M General Pension Plan
 - Must be in a non-pension covered position

So...Ready for Retirement?

- Written notification to supervisor or Human Resources four months prior to retirement
- Human Resources
 - Prepares pension application and submits to the Office of Pensions
 - Schedules appointment with member to complete the pension packet
- Member
 - Gathers required personal documents needed for self, spouse and eligible dependent(s) as applicable
 - Birth Verification
 - Signed Social Security Card
 - Marriage Verification
 - Divorce Verification
 - Medicare Card

After You Retire

The Office of Pensions maintains pensioner records

- Updates must be in writing with signature
 - Name
 - Address
- Other personal information
 - Please note if you update your information on your Single Sign On account you must still submit your updates in writing
- Available to answer questions or concerns

Contact the Office of Pensions

The Office of Pensions maintains pensioner records

- Website: www.delawarepensions.com
- Email address: Pensionoffice@Delaware.gov
 - Phone: (302) 739-4208
 - Toll free: (800) 722-7300
 - Fax: (302) 739-6129
- Office Address: McArdle Building
860 Silver Lake Blvd, Ste. 1
Dover, DE 19904-2402