


*Delaware Public Employees' Retirement System
New State Police Pension Plan*

Retirement Planning




Current Statistics (as of 6/30/25)

- **41,368 Retirees (including terminated vested) from all nine plans**
 - 476 from New State Police Pension Plan (NSP)
- **47,091 Active Members in all nine plans**
 - 717 from New State Police Pension Plan (NSP)
- **Over \$14.8 billion in the Delaware Public Employees' Retirement System (8 pension plans, 1 length of service award plan, 3 post-retirement trusts, 1 investment pool made of three entities)**
 - Assets of \$809.3 million in NSP Pension Plan
 - 86% funding ratio for NSP Pension Plan



Pension Contributions

- **7% of compensation**
 - Excludes overtime payments and special payments for extra duties
 - Pre-tax
- **Employer**
 - Fiscal Year 2027 (beginning July 2026):
 - 32.78% pension contributions
 - 0.75% future retiree health care fund
 - 0.00% post retirement increase fund
 - 4.37% current retiree health care
 - Total employer contributions = 37.90%



Retirement Eligibility – Service Pension

- 20 years of credited service
- 10 years of credited service due to age (Age 55)
- Age plus credited service (but not less than 10 years) equals 75



Retirement Eligibility – Vested Pension

- **Must have 10 consecutive years of credited service**
- **Pension is effective first of the month following 62nd birthday**



Unified Pension

May combine service in the following Pension Plans with service in the New State Police Plan, provided not collecting a monthly pension from them.

- County & Municipal General Employees'
- State Employees'
- County & Municipal Police & Firefighters



Amount of Service Pension

- **Service up to and including 20 years**
 - Multiplied by 2.5% of final average monthly compensation
- **Service above and beyond 20 years**
 - Multiplied by 3.5% of final average monthly compensation

Final average monthly compensation: The monthly average of the highest 36 consecutive months or 3 periods of 12 consecutive months of compensation (excluding overtime and special pay for extra duties).



Buy-In Options Upon Retirement

- **Actuarial – Full-time Uniformed Police Service**
- **Can be used to establish eligibility**


*Buy-in option must be approved and/or verified by the Office of Pensions prior to retirement



Who is an Eligible Survivor?

A survivor is a person eligible to receive a monthly pension at the time of the active member or pensioner's death

- Spouse
- Child/children under age 18, unmarried, and if between the ages of 18 and 22, a full-time student
- Child permanently disabled as a result of a disability that began before the child attained age 18
- Dependent parents



Amount of Survivor Pension

- **Death of an active member = 50% monthly average compensation**
- **Death of an active member in the line of duty = 75% of monthly average compensation**
- **Death of a retired member = 50%, 66.67%, 75%, or 100% of service or disability pension according to election at time of retirement**



Who is a Beneficiary?

- A beneficiary is named on the Pension Contribution Designation/Change of Beneficiary form and receives a lump sum distribution of the balance of member paid pension contributions, plus interest, in the event there is no eligible survivor at the time of the member's death.



Burial Benefit


- \$7,000 benefit
- No cost to pensioner
- Beneficiary(ies) designation
- Payment is taxable



Calculating Your Estimated Monthly Pension

Visit www.delawarepensions.com

State of Delaware Office of Pensions



Burial Benefits are available to members of four plans.

Please choose your plan to get more information about the available benefits.

[Closed State Police](#) [County-Municipal Police-Fire](#)

[New State Police](#) [State Employees' Pension Plan](#)




[Pension Calculators](#)




my.Delaware.gov
Comprehensive Annual Statement



[Fill out Spousal Coordination of Benefits Form](#)



[Retiree Forms](#)



Calculating Your Estimated Monthly Pension

Pension Calculators

Select an option below:

State Employees
Hired Before 1-1-2012

State Employees
Hired After 12-31-2011

Correctional/Specified Peace Officer
Hired Before 1-1-2012

Correctional/Specified Peace Officer
Hired After 12-31-2011

911 Operator
Hired Before 1-1-2012

911 Operator
Hired After 12-31-2011


State Police

Judicial

County and Municipal
(General)

County and Municipal
(Police/Firefighter)

Delaware Volunteer Firemen
Pension Calculator



Estimated Credited Service

How to retrieve your Comprehensive Annual Statement

To access:

Log into my.delaware.gov

Click on Annual Statement

Click on Comprehensive Statement

Click on the most recent year

1. Enter Combined Highest 3 Year Compensation:

2. Select Creditable Service up to 20 Years:

3. Enter Creditable Service beyond 20 Years:

Additional Years of Service:

Years Months:

Your Age at Retirement:

Years Months:

For Example Only

COMPUTATION INFORMATION

BLOCK 4

Pension Estimate Computation Formula

PART 1 - Calculation for years of service up to and including 20.

1. Total Compensation----->	1 →	\$464,309.90
Divided by 36		
2. Equals Final Average Compensation----->		\$12,897.50
Multiplied by 2.5%		
3. Equals Factor 1----->	2 →	322.44
4. Multiplied by Years of Creditable Service (up to 20)----->		20.0000
5. Equals Estimated Monthly Pension (part 1)----->		\$6,448.80

PART 2 - Calculation for years of service above and beyond 20 years.

6. Final Average Compensation----->		\$12,897.50
Multiplied by 3.5%		
7. Equals Factor 2----->	3 →	451.41
8. Multiplied by Years of Creditable Service (above and beyond 20)----->		7.4444
9. Equals Estimated Monthly Pension (part 2)----->		\$3,360.48

PART 3 - Total Estimated Monthly Pension Benefit

10. Part 1 + Part 2 equals Total Monthly Pension Benefit----->		\$9,809.28
--	--	------------

If the increased Survivor Benefit Option is chosen, the computed amount in Item 10 would be reduced.

Block 4 contains a step-by-step calculation of your estimated monthly pension accrued under the Delaware Public Employees' Retirement System based on your service and compensation as of 12/31/2022. This monthly pension does not reflect any reduction for early retirement nor does it indicate your eligibility to collect a monthly pension. Please refer to our website, www.delawarepensions.com, for eligibility requirements.

DISCLAIMER: This statement represents only an estimate of credited service and potential benefits. None of the information in this estimate has been verified and the Office of Pensions of the State of Delaware makes no representation or warranty, express or implied, as to the accuracy or completeness of such information. Actual service credit and benefits will be verified at the time of retirement.

Click "Estimate Pension" to display the Estimated Pension

Estimate Pension



Monthly Estimated Pension

Estimated Monthly Pension Benefit

*** These are for estimation purposes only ***

50% survivor option
\$9809.25

66% survivor option
\$9613.07

75% survivor option
\$9514.97

100% survivor option
\$9220.69

You have achieved 20 or more years of service and can retire at any age

To see a more detailed description of your Pension Estimate [Click Here.](#)



Actuarial Buy In

Actuarial Buy-in Option

Select your age at retirement:

52 ▾

Estimate Actuarial Buy-in

Estimated Cost to purchase 1 Year of Time:

Cost to purchase 1 Year of Actuarial Buy-in: 69968.94

Increase in Monthly Pension Payment: 451.41

Total Pension Monthly Payment with Actuarial Buy-in: 10260.66

Years to Recoup Cost of Buy-in: 18.08

Print a complete Estimate Summary based on the data input.



Health Insurance

- All plans coupled with prescription plan coverage
- Changes in coverage once a year during the open enrollment period in May; changes are effective July 1st
 - Medicare–eligible members’ open enrollment period occurs in October; changes effective January 1st
- Life Changing Event – Changes must be done within 30 days of the event



Health Insurance

- Health benefits are available with the “State Share” paid by the State of Delaware for members:
 - First hired prior to 7/1/1991
 - Disability Pensioners



Health Insurance

- For members first hired on or after 7/1/1991 through 12/31/06, the following portion of the “State Share” will be paid by the State of Delaware:
 - Less than 10 years of credited service 0%
 - 10 years – 14 years 11 months 50%
 - 15 years – 19 years 11 months 75%
 - At least 20 years 100%



Health Insurance

- For members first hired on or after 1/1/07, the following portion of the “State Share” will be paid by the State of Delaware:
 - Less than 15 years of credited service 0%
 - 15 years – 17 years 5 months 50%
 - 17 years 6 months – 19 years 11 months 75%
 - At least 20 years 100%



Health Insurance

- For members first hired on or after 1/1/2025, the following portion of the “State Share” will be paid by the State of Delaware:

• Less than 15 years of credited service	0%
• 15 years – less than 20 years	50%
• 20 years to less than 25 years	75%
• At least 25 years	100%



Health Insurance Example



Non-Medicare Rates Effective July 1, 2025

Coverage	Total Monthly Rate	State Pays	Pensioner Pays
----------	--------------------	------------	----------------

Highmark Delaware Comprehensive PPO Plan

Individual	\$1,248.56	\$1,083.12	\$165.44
Individual & Spouse	\$2,590.92	\$2,247.62	\$343.30
Individual & Child(ren)	\$1,924.26	\$1,669.30	\$254.96
Family	\$3,239.00	\$2,809.84	\$429.16

- Hired on January 1, 1986 – Retiring with 15 Years of Service $(\$2,247.62 * 0\%) \$0 + \$343.30 = \343.30 per month
- Hired January 1, 2003 – Retiring with 15 Years of Service $(\$2,247.62 * 25\%) \$561.91 + \$343.30 = \905.21 per month
- Hired January 1, 2007 – Retiring with 15 Years of Service $(\$2,247.62 * 50\%) \$1,123.81 + \$343.30 = \$1,467.11$ per month



Medicare Coverage

- Medicare Part A and Part B enrollment is required for all pensioners and their eligible insured dependents when they attain Medicare eligibility either due to disability or age 65.
- Medicare Part A – Federal Hospital insurance
- Medicare Part B – Federal Medical insurance (doctors, supplies, etc.)
- Medicare Part D – Prescriptions
 - An individual can only have one Part D enrollment, Tricare coverage is the exception.

*Contact a Benefits Representative for further details




Direct Deposit

- Mandatory for monthly pension
- Deposited on the last business day of each month



Taxes

- Monthly pension is taxable by the Federal Government
- May or may not be taxable in the State where the retiree maintains permanent residence
- Form 1099-R



Payment of First Monthly Pension

Your first Pension Check will be on a 1-month lag

- Retire June 1st you will receive your first check July 31st
- Double Pay
- Double Deductions

Monthly pension is calculated after the receipt of your final pay from your Organization

Online pay advices

Post Retirement Increase (PRI)

- A PRI is a pension increase received after retirement
- Granted upon Legislative approval



After You Retire

- The Office of Pensions maintains pensioner records
- Updates must be in writing with signature
 - Name
 - Address
 - Other personal information
 - Please note if you update your information on your Single Sign On account you must still submit your updates in writing
- Available to answer questions or concerns



Contact the Office of Pensions

The Office of Pensions maintains pensioner records

Website: www.delawarepensions.com

Email address: Pensionoffice@Delaware.gov

Phone: (302) 739-4208

Toll free: (800) 722-7300

Fax: (302) 739-6129

Office Address: McArdle Building
860 Silver Lake Blvd, Ste. 1
Dover, DE 19904-2402

