

Disabling Pop Up Blockers/ Turning Off Pop Up Blockers for IPHONE







NOTE: We do not recommend permanently turning off your blocker.

Doing so can leave you vulnerable to malicious programs. So either disable the blocker temporarily or add favorite websites to your browser's safe list, so pop-ups will always appear.

Firefox on iPhone

Method
5

Firefox on iPhone

- 1 Open Firefox.** Tap the Firefox app icon, which resembles an orange fox wrapped around a blue globe.
- 2 Tap .** It's at the bottom of the screen. A pop-up menu will appear at the bottom of the screen.
- 3 Tap .** This is the gear-shaped icon in the pop-up menu.
 - If you don't see **Settings**, swipe from right to left across the pop-up menu.
- 4 Tap the orange "Block Pop-up Windows" switch .** It will turn white . Doing so will allow pop-ups in your Firefox browser app.